


5 UNITS
FOR LEASE



FOR LEASE NOW 36 - 44 JARDINE DR

A-Grade Corporate Industrial Units

Located in the well-established Redlands Business Park, these corporate-style warehouses are designed to support efficient business operations in a professional setting.

With sizes ranging from 291sqm* to 375sqm*, each unit provides a clearspan warehouse with 3-phase power and a container-height roller door, along with a functional office layout that includes ground floor reception and first floor mezzanine workspace.

Features include:

- Areas from 291sqm* to 375sqm*
- Clearspan warehouse with container-height roller door
- 3-phase power supply
- Ground floor reception/office and mezzanine office
- Air-conditioning and LED lighting to office areas
- Undercover car parking
- Secure, gated complex
- Kitchenette and shower facilities
- Strong street presence for signage

Available units:



Unit 2 | 291sqm* (inc 77sqm* mezzanine)

Unit 3 | 291sqm* (inc 77sqm* mezzanine)

Unit 5 | 350sqm* (inc 77sqm* mezzanine) + rear hardstand

Unit 7 | 375sqm* (inc 84sqm* mezzanine)

Unit 8 | 318sqm* (inc 85sqm* mezzanine)



Call Nicole Plath on 0410 328 319

Unit 1b, 678 German Church Road, Redland Bay
sales@redlandsbusinesspark.com.au
redlandsbusinesspark.com.au

Redlands
BUSINESS PARK